

**Temple Grafton
Church of England
Primary School
Parents' Information
Evening 2014**



Communication

communicate
share
inform
talk
discuss
tell
email
telephone
conversation
dialogue
speak
chat
convey
meet



Keeping in touch with you

Class information sheets

Our school web-site

Weekly newsletters

Termly Overviews

Termly Parents' Evenings

E-mails and text messages

Friday Celebration Assemblies

Parents' Notice Board

Open Evening in July



Keeping in touch with us

- Please make sure that you update us of any changes to your contact details.
- Keep us informed of any changes to home circumstances.
- Miss Britt and Mrs Hendry are available at main entrance each morning to take messages for any member of staff.
- Reception parents can see Mrs Beysens when they bring their child to school in the morning.
- Teachers are available to speak to you on the playground at the end of the day.
- Appointments can be made to see any member of staff by telephoning or emailing the school office.



Y1 - 6 morning routines

- Encourage your child to carry their own belongings into school.
- Say goodbye on the playground.
- Pass on messages for class teachers via Miss Britt or Mrs Hendry.



School Uniform

- All items of clothing should be clearly labelled with your child's name. Also property e.g. lunch boxes, pencil cases.
- We expect children to take pride in their appearance and look smart in their uniform.
- Long hair (below shoulders) needs to be tied back.
- All children need to have a pair of indoor pumps for wet weather.
- Children need a pair of trainers for outdoor PE lessons.
- No jewellery (except watches or simple ear studs).
- No nail varnish or make-up.
- Temporary tattoos may be worn for up to one week after a PTA event.



Attendance

- *Amendments to the regulations on authorising leave of absence in term time came into force on 1st September 2013.*
- *Headteachers may no longer grant any leave of absence during term time unless there are exceptional circumstances.*



New national Curriculum

- Introduced from September 2014.
- National Curriculum levels have been removed.
- The current Y2 and Y6 will still be assessed against national curriculum levels.
- New curriculum will be shared with you via our website.



New National Curriculum

- New subject – computing (replacing ICT).
- English curriculum is placing a greater emphasis on grammar and spelling.
- Maths curriculum is focussing on key skills of fluency, mathematical reasoning and problem solving.



Spelling

In Classes 1 and 2 children will continue to have daily phonics sessions.

Classes 3 and 4 will be following a rigorous programme to teach spelling concepts and patterns.

Each half term a set of key words from the statutory word lists for Y3 -6 will be taught.

Spelling patterns and key words covered each half term will be shared on the class pages on our website.

Progress in spelling will be assessed but we will no longer be having a weekly spelling test.





Reading

- Over time in primary school children move from learning to read to reading to learn.
- All children need to be reading regularly (15 – 20 minutes daily).
- Accelerated Reader (AR) programme supports reading development.
- All children will benefit from being read to by an adult.



Home Learning

- Children from Class 2 upwards are set regular homework.
- All classes will be introducing home learning grids this term.
- Maths homework books will continue to be used with maths marking on Wednesdays.




Parking





Christian Ethos & Values

- We are a Church of England Primary School. We worship regularly in St. Andrew's Church. Family services are held on the 1st & 3rd Sunday of each month.
- Half termly worship themes linked to Christian Values and our Golden Rules



TG PTA AGM





Why Your Child Can't Skip Their 20 Minutes of Reading Tonight

James

Reads 20 minutes per night 5 times per week

One week = 100 minutes of reading

One month = 400 minutes of reading

One school year (9 months) = 3600 minutes of reading (10 school days)

By the end of Year 6 =

25,200 minutes of reading (64 school days)

Richard

Reads only 4 minutes per night... or not at all

One week = 20 minutes of reading

One month = 80 minutes of reading

One school year (9 months) = 720 minutes of reading (2 school days)


By the end of Year 6 =

5040 minutes of reading (13 school days)





Home Learning Grids



Animals in Action It wasn't just humans that were involved in WWI. Animals were too. Investigate and explore how animals were utilised during the conflict and present your findings.	Uniform Find out about the uniforms worn by soldiers or nurses during the war. You could explore what they wore in the Navy or the Army. What was the dress code in the Air Force? Were there differences between the ranks?	Communication Carrier pigeon, Morse code and Trench telephones - three different types of communication used during the Great War. Why not try one of the following: Write a set of instructions of how to send a message during WWI by pigeon Create your own secret message using Morse code. Research trench telephones and either draw or make a model of one.
Weapons of War Many new weapons were invented or first used during World War I. Draw and label a weapon of your choice. You might like to build a model of your weapon.	The Great War 1914-18  Class 3 Home Learning Autumn Term 2014	Learn a song Songs were used to keep up the morale of soldiers. Learn a song that the soldiers may have sung during WWI and be ready to sing it to your class. You may like to work on this with a friend.
Masterchef Find a recipe for a dish that would have been popular during WWI. Make it for your family, recording what you did. Ask them to judge your skills. Write a review of your dish and include either a photo or a drawing of your dish.	Lucky Dip Here's your chance to show off your expert knowledge, talents or skills. You may work on a project of your choice, which must link to our topic. I look forward to seeing your super learning!	Let's get quizzical! Find out five fascinating facts about life for children during WWI and use these facts to write five multiple choice OR true or false quiz questions! Bring them into school and test your class master knowledge. Remember to use question marks!

Learn a Nursery Rhyme or song Learn by heart a rhyme or song that is either traditional or new. Do you have a favourite and would you be able to sing it to your friends at school?	Make a collage Collect natural objects such as leaves, seeds and twigs and use glue and your imagination to create a piece of artwork.	Make a mask Percy has lots of animal friends who live in the park. Can you make an animal mask that you can wear to be one of his animal friends?
Make bark rubbings With an adult, go to your local park or take a trip into the countryside and make bark rubbings using a wax crayon.	Percy the Park Keeper Class 1 Home Learning Autumn Term 2014 	Have a picnic. Take a trip to a local park and have a picnic. Perhaps you could help to prepare the food. If you take some photos whilst you are there, your friends at school would love to see them.
Create an animal home Using a small box, you can make a nest, drey or other animal home using natural or scrap materials. What would make your animal comfortable?	Make a bird cake to hang outside Follow a recipe (websites such as the RSPB have recipes) to make a bird cake that will attract wild birds throughout the winter. Take photos of your finished cake to share with the class.	Design a scarf for Percy Percy would like a new scarf. Can you draw a scarf and decorate it with a design of coloured stripes? Does the pattern repeat itself?

Design a Scarecrow Find out why farmers use scarecrows. Make a small model of scarecrow (no bigger than 30cm high).	Fresh from the Cow How many different things that we can eat and drink that come from a cow? Draw and label pictures of all the different things that you can find.	Eat More Veg! Collect data from your family and friends and make a bar chart or pictogram of their favourite vegetables.
Super Soup Have a go at making some vegetable soup with your family. Why not try Carrot or leek and potato? Bring in photo or a copy of your recipe.	Down on the Farm Class 2 Home Learning Autumn Term 2014 	Farm machinery Find out about the different machines that farmers use. Draw and label pictures.
Get Creative! Make a collage of a farmyard scene. How many different farmyard animals can you include?	World Harvest Where in the world do our favourite fruits and vegetables come from? Look on the labels to find out where some different fruit and vegetables were grown. Can you locate the countries on a map and think about how they got to England? Make a poster to share your information.	Rhymes and Songs Learn by heart a poem or a song about farms or farmers to share with the class.

Animals in Action It wasn't just humans that were involved in WWI. Animals were too. Investigate and explore how animals were utilised during the conflict and present your findings.	Uniform Find out about the uniforms worn by soldiers or nurses during the war. You could explore what they wore in the Navy or the Army. What was the dress code in the Air Force? Were there differences between the ranks? What do nurses uniforms look like. You might like to make a doll-sized replica.	Communication Carrier pigeon, Morse code and Trench telephones - three different types of communication used during the Great War. Why not try one of the following: • Write a set of instructions of how to send a message during WWI by pigeon • Find out about Morse code machines and try and make one of your own. • Research trench telephones and either draw or make a model of one.
Weapons of War Many new weapons were invented or first used during World War I. Use your research skills to compare the range of weapons used and how they model of a WWI weapon. Perhaps you could present your research as a set of Top Trumps cards for types of weapons.	The Great War 1914-18 Class 4 Home Learning Autumn Term 2014 	Learn a poem Many great poems were composed in response to the conflict and loss of life. Choose one to learn by heart, researching the life of the poet, to help gain an understanding of the work.
Masterchef Find a recipe for a dish that would have been popular during WWI. Make it for your family, recording what you did. Ask them to judge your skills. Write a review of your dish and include either a photo or a drawing of your dish.	Lucky Dip Here's your chance to show off your expert knowledge, talents or skills. You may work on a project of your choice, which must link to our topic. I look forward to seeing your super learning!	Let's get quizzical! Find out at least ten fascinating facts about life for children during WWI. Use these facts to write at least 10 multiple choice OR true or false quiz questions! Bring them into school and test your class master knowledge.